



Instructions - website Place an online order



Log in



Order



Delivery



LOG IN



Google Chrome




Mozilla Firefox

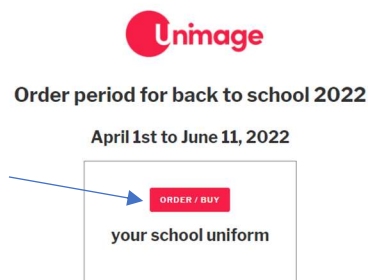


Safari


1. Open a web browser
2. Write: www.vetementsunimage.com in the navigation bar



3. Click **ORDER / BUY** or Order Online

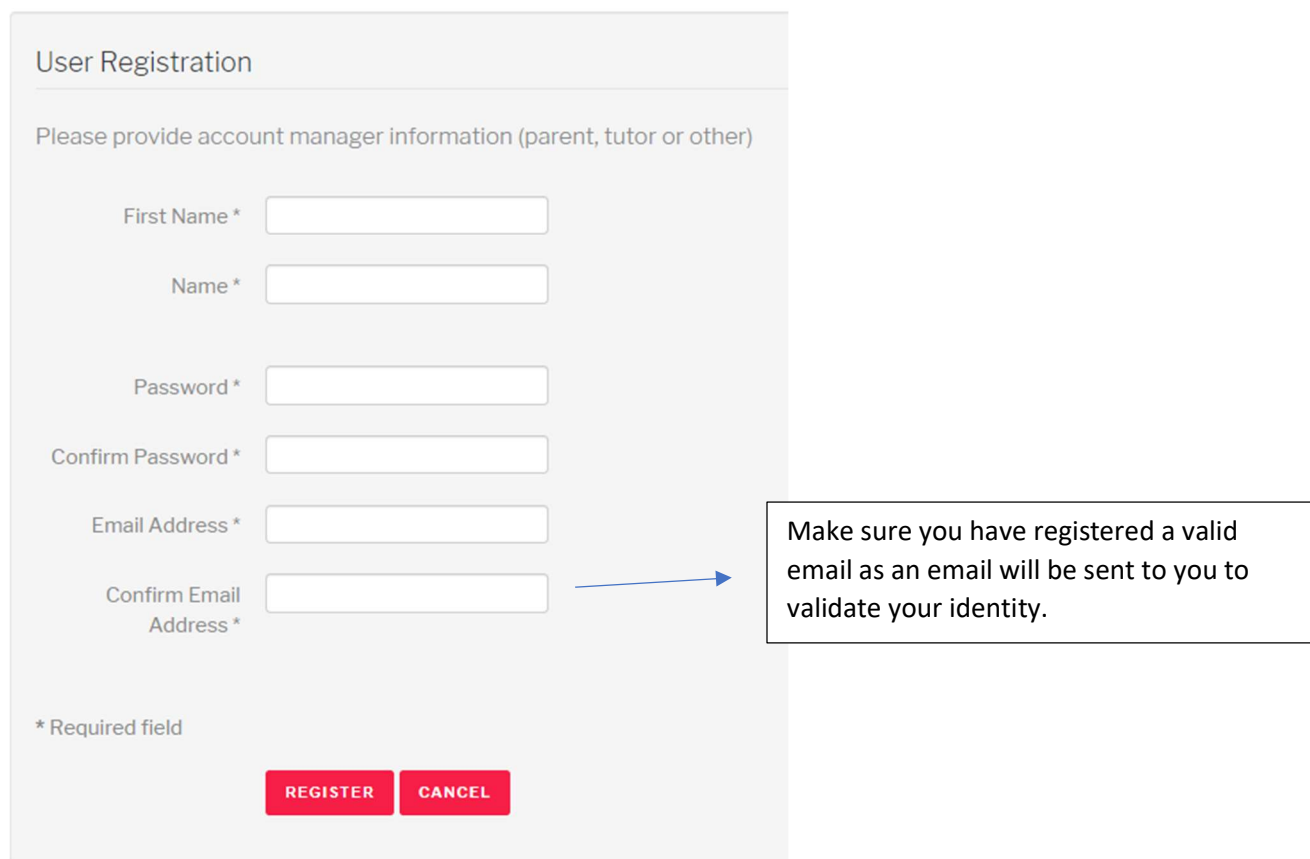


4. Click on [Don't have an account?](#) for the creation of your account.



The image shows a login form with fields for Email and Password, a Remember me checkbox, and a LOG IN button. To the right, there are two links: "Forgot your password?" and "Don't have an account?". The "Don't have an account?" link is circled in red.

5. Enter the information in all fields and click [REGISTER](#).



The image shows a "User Registration" form with the following fields: First Name *, Name *, Password *, Confirm Password *, Email Address *, and Confirm Email Address *. There are REGISTER and CANCEL buttons at the bottom. A blue arrow points from the Confirm Email Address field to a text box that says: "Make sure you have registered a valid email as an email will be sent to you to validate your identity." A legend at the bottom left indicates that fields with an asterisk are required.

6.

Message

Your account has been created and an activation link has been sent to you by email to the address you have given. Note that you will need to activate this account by clicking on the activation link before you can log in to the site.

- Close the window
- Check your mailbox (including spam)
- Open the email and click on the link in your email or copy and paste it into your browser to activate your account.

7. Enter your username (email address), password and click on

LOG IN

Email *

Password *

Remember me

LOG IN

[Forgot your password?](#)

[Don't have an account?](#)

8. When your account is created, you will have access to all your information.

My account

Prénom Parent Nom
Parent
165 EUR ÉCOLE EUREKA

My account
Logout

Customer Account

Addresses

Order history

Orders

Carts

Children

Children

Billings and delivery addresses

List of registered children

9. Go create your child's profile by clicking on My account

Customer Account

Addresses

Orders

Carts

Children

10. Click **ADD A CHILD**



11. Fill out the form

Add a child

School code*

First Name*

Last Name*

School grade*

Email

Phone

School code: Please consult the documentation received from your school. If you have misplaced it, please contact our customer service .

Mandatory fields

SAVE **CANCEL**

If you have children who attend different institutions, you must make separate transactions using the same email address.

ORDER

12. Start selecting the clothes in your collection.

Please consult the documents: Sketch and Dress code rules if they are available for your school.

13. Click on **CHOOSE OPTIONS** of the selected garment and select the size*, color, desired quantity and click on **ADD TO CART**.

*For help with size selection, please refer to the document on this page.

[Size chart](#)

[Video - Taking measurements](#)

GIRLS STRETCH PANTS

101P-2250F-PCS_58429_58430



53.00 \$ each

Size Junior / Junior - 7J

Color Black

[Size chart](#)

[Video - Taking measurements](#)

- 1 + **ADD TO CART**

[Return](#)

GIRLS STRETCH PANTS NEW 2022-2023

14. All selected clothing will appear in your shopping cart.

Once selection completed. Click **CHECKOUT** or **PROCEED TO CHECKOUT**.

The screenshot shows a shopping cart interface with two items. Annotations with arrows point to various elements:

- Click here to see a short summary of the order**: Points to the 'My cart' header and the total price '3 items for 137.50 \$'.
- Click here to change the quantity**: Points to the quantity input field (showing '2') for the first item.
- Click here to delete an item**: Points to the red 'x' icon next to the price of the first item.
- Click here to see a short summary of the order**: Points to the 'CHECKOUT' button.
- Click here to change the quantity**: Points to the quantity input field (showing '1') for the second item.
- Click here to delete an item**: Points to the red 'x' icon next to the price of the second item.
- Click here to see a short summary of the order**: Points to the 'PROCEED TO CHECKOUT' button.

Item	Qty	Price
GIRLS STRETCH PANTS: Junior / Junior - 18J Black 101P-2250F-PCS_58436_58430	2	106.00 \$
SHORT SLEEVE POLO: Junior / Junior - LJ White 101P-3112F-CS_212_204	1	31.50 \$
Total		137.50 \$



DELIVERY

15. Select the type of order and the desired delivery method.



→ Order type

Order for the next school year

Select...

Order for the next school year

Order for the current school year

→ Shipping method

In store pick up - Laval - Free

Your order may be picked up at the following location:

5505 Maurice-Cullen
Laval (Quebec)
H7C 2T8

You will be advised by email when your order is ready.

Delivery Canada Post - 8.00 \$



16. Enter information: Billing address, click **OK**.

Delivery by mail: also enter the delivery address.

✓ Check to accept the general conditions of sale and click on **NEXT**.

New billing address

First name*

Last name*

Address*

Post code*

City*

Telephone*

Country*

Province*

Address is also a shipping address

Fields marked with an asterisk (*) are required.

OK

→ Please accept the **Terms and Conditions** before proceeding

Enter your coupon **ADD**

CONTINUE SHOPPING

NEXT

17. Check your order details and click **NEXT**.






PAYMENT

18. Enter the banking information and click **VALIDATE YOUR CARD** and then click **PAY**.



Payment method

Full payment   

CVV: Your verification number printed on the back of your credit card (3 or 4 digits)

VALIDATE YOUR CARD

You have chosen the order type: **Order for the next school year**

You chose the shipping method: **Delivery Canada Post**

You chose the payment method: **Full payment**

CONTINUE SHOPPING

PAY

19. Check your mailbox (including spam) for the Unimage transaction receipt.



20. Return to your account at any time to have access to your order history.

My account



Orders

Search

0 orders done in the last 6 months

All statuses

Display #

No records found.

Do not hesitate to contact customer service if you have any questions.

Phone: 450-661-6444

Tool free: 1-877-992-4757

Fax: 450-661-6969

info@vetementsunimage.com